

If you have any questions, please contact me at jamie@teachmommyteach.com

Thank you for downloading!

You May:

- use these resources in your own home or classroom for non-commercial use.
- print as many copies as you would like.
- share the website link, <https://teachmommyteach.com/>, where this printable can be found, so that others can download the file.

You May NOT:

- sell, give away, or share a printed copy. Each person should download separately and print.
- print out a copy for multiple teachers, as in an entire school, co-op, or other group. Each teacher should download separately and print.
- link directly to the pdf. Instead, link to the page on <https://teachmommyteach.com/> or <https://teacherspayteacher.com/> where you found the download.
- claim this or any part of this printable as your own.
- alter this printable and claim it as your own.
- host any of the files on your personal or other websites that can be shared with others.
- Upload this resource to any file sharing sites

Credits!! Thank you Speaking of Images and Open Clipart!



<https://www.teacherspayteachers.com/Store/Speaking-Of-Images>



<https://openclipart.org/>

Set 2 Book 10: The Red Hen

Pre-Reading Worksheets

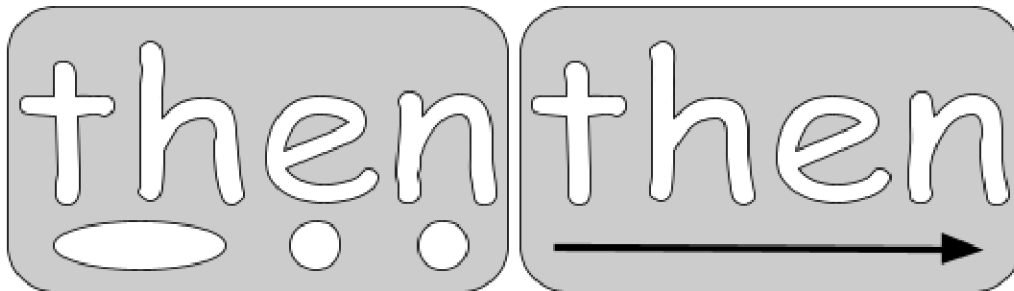
Your child will practice *CVC* words. Your child will review the high-frequency word *then, out, and for*.

Name: _____


Practice saying the TH sound. Use the picture of the mouth as a reference.



Practice sounding out the word below.




Practice reading the word **THEN**. Color all of the clouds with the word **THEN**.

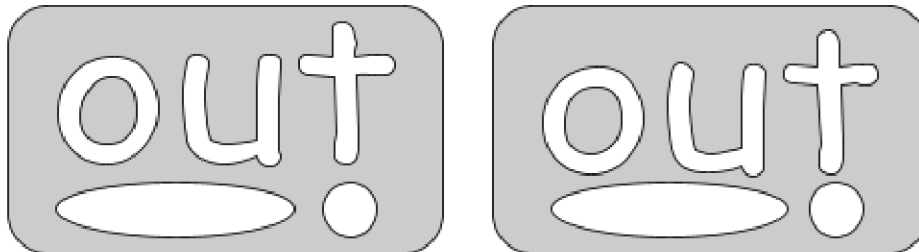


Name: _____


OU and **OW** represent the **ow** sound. Use the picture of the mouth as a reference.



Read the following word. Color the **ou**.




Complete the maze by following the sight word **OUT**. Help the dog get his bone out!

	out	put	put	put	Put	Jen			
wad	Pet	out	out	out	ouch	put	Bend		
man	out			pon	pen	pan	Put	sand	
cat	an	out	out	pon	pen	pan	put	cot	
bot	out	out	out	peg	out	out	out	fof	
out	out	rot	off	pot	out	out	out	pot	
out	out	bot	big	an	out	out	bet	out	pack
out	out	out	out	out	out	out	out	out	out
out	out	put	put	put	put	put	Put	out	

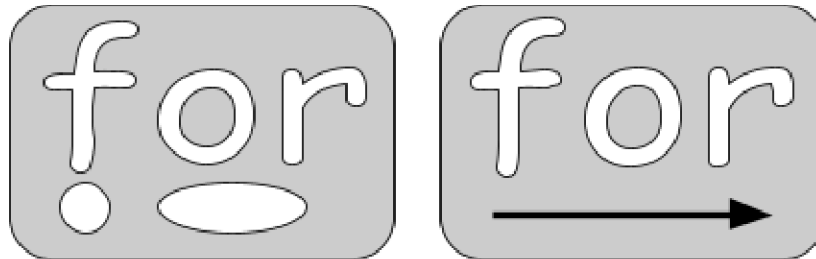


Name: _____

Practice saying the **OR** sound. Use the picture of the mouth as a reference.



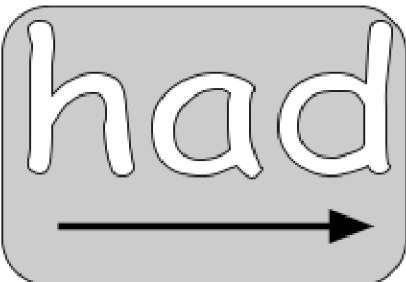
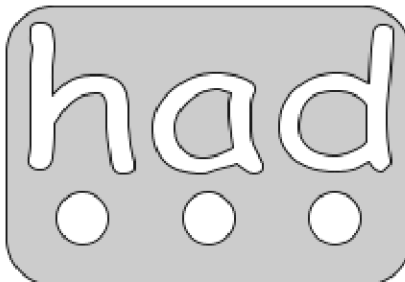
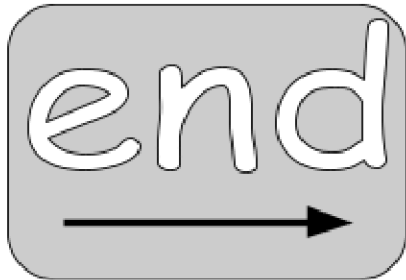
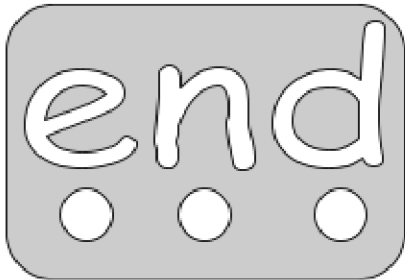
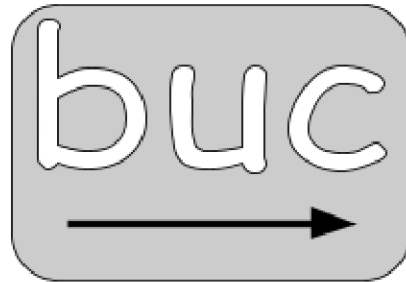
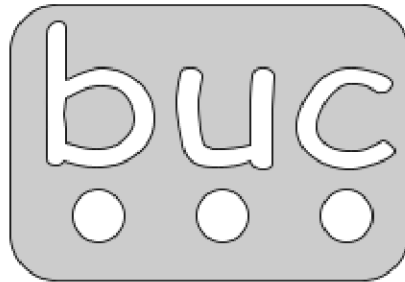
Sound out the following word. Color the **OR** in the word.



Complete the maze by following the sight word **FOR**. Help the car get to the garage.

Name: _____

Touch each dot and say the sound the letter(s) represent. Then, touching the arrow, put the sounds together to sound out the word.




Set 2 Book 10: The Red Hen

Extra Practice Post-Reading Worksheets

Name: _____

Read the following silly sentences. Then color the picture.

Hen sits on the eggs. "Buc-buc-buc!"
Then the eggs pop! Awww! The hen is a
mom.



Thank you openclipart.org for the wonderful clipart!

Name: _____

Let's review some sight words.

FOR=RED

OUT=BLUE

THEN=GREEN

HIS=YELLOW



Let's review more sight words.

SAW=RED

WAS=GREEN



Read the following silly sentences.

Get the feed out of the pot. The feed is
for the hen. Then get the feed out of the box
for the pig.

Set 2 Book 10:
The Red Hen
Answers
Pre-Reading Worksheets

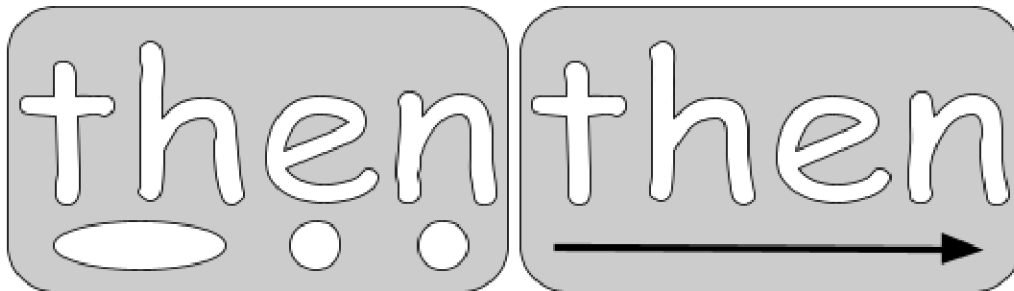
Your child will practice *CVC* words. Your child will review the high-frequency word *then, out, and for*.

Name: Answers

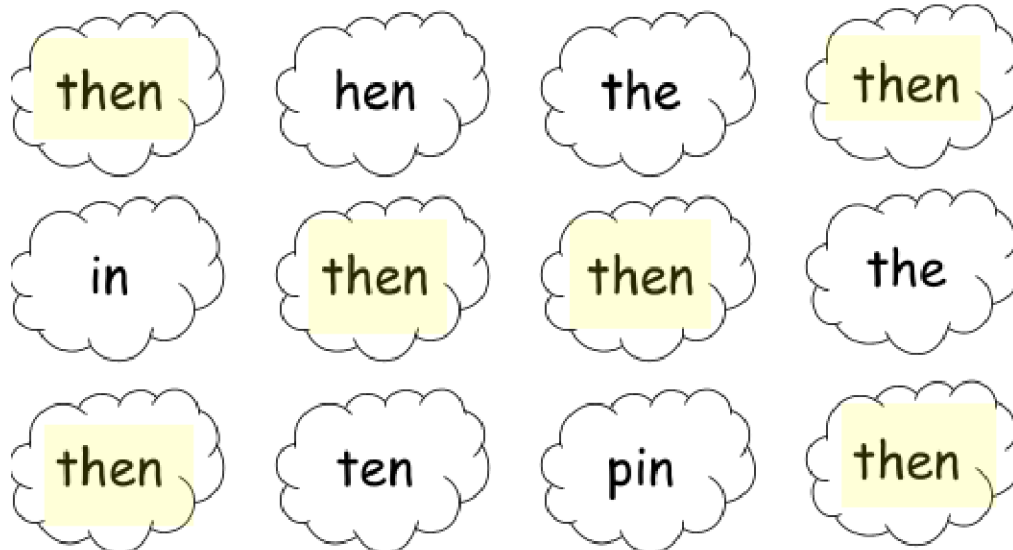
Practice saying the TH sound. Use the picture of the mouth as a reference.



Practice sounding out the word below.




Practice reading the word **THEN**. Color all of the clouds with the word **THEN**.



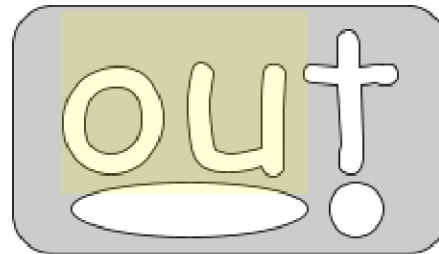
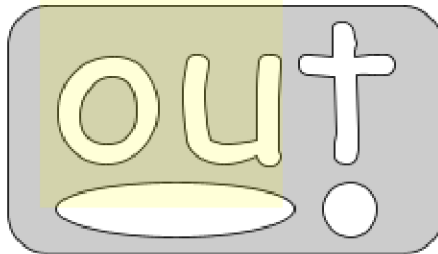
Answers

Name: _____

OU and **OW** represent the **ow** sound. Use the picture of the mouth as a reference.



Read the following word. Color the **ou**.




Complete the maze by following the sight word **OUT**. Help the dog get his bone out!

		out	put	put	put	Put	Jen
wad	Pet	out	out	out	ouch	put	Bend
man				out		Put	sand
cat	an		out		pon	pen	pan
bot		out		out	peg	out	out
out	out	rot	off	pot		out	out
out	out	bot	big	an	out	out	bet
out	out	out	out	out		out	out
out						put	out
out	out		put	put	put	Put	out

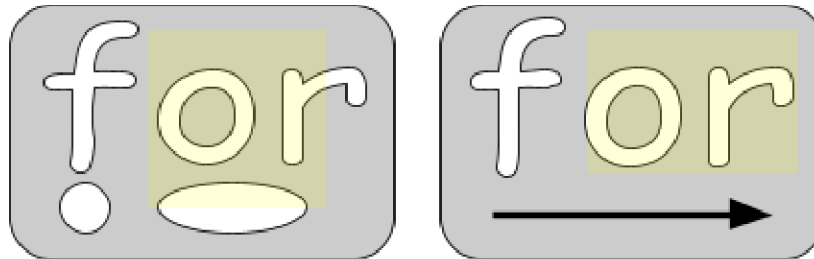
Answers

Name: _____

Practice saying the **OR** sound. Use the picture of the mouth as a reference.



Sound out the following word. Color the **OR** in the word.



Complete the maze by following the sight word **FOR**. Help the car get to the garage.

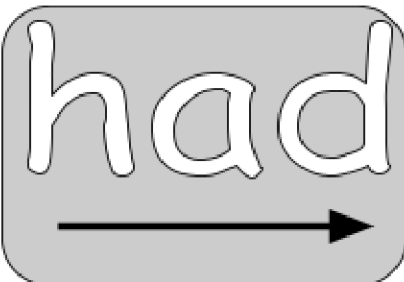
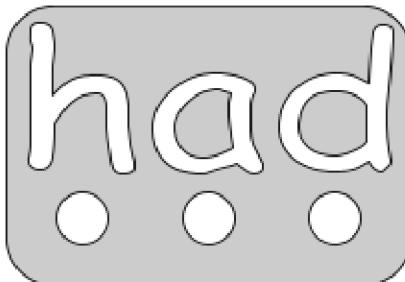
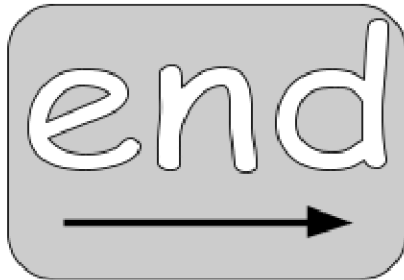
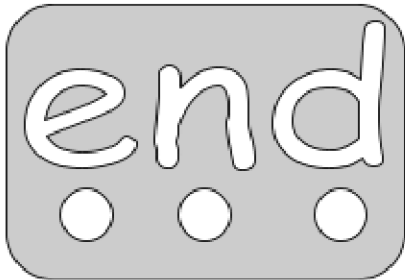
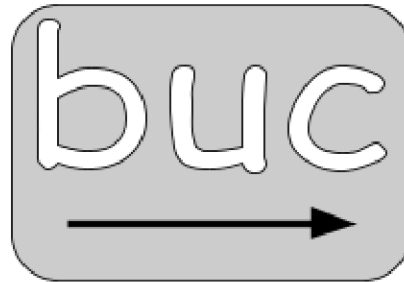
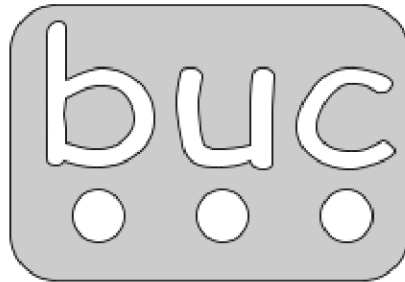
		for	fed	put	fat	for	for
wad	Pet	for	for	for	ouch	for	for
man				for		for	for
cat	fan		fat		for	for	pan
bot		out		out	peg	for	for
out	fat	rot	off	pot		for	for
out	out	bot	big	an	but	cut	bet
out	mut	out	nut	out		fat	for
out						put	for
	out	pat	pet	pot	pur	per	for

Answers

Set 2 Book 10: The Red Hen

Name: _____

Touch each dot and say the sound the letter(s) represent. Then, touching the arrow, put the sounds together to sound out the word.




Set 2 Book 10:
The Red Hen
Answers
Extra Practice
Post-Reading Worksheets

Name: Answers

Read the following silly sentences. Then color the picture.

Hen sits on the eggs. "Buc-buc-buc!"
Then the eggs pop! Awww! The hen is a
mom.



Thank you openclipart.org for the wonderful clipart!

Answers

Set 2 Book 10: The Red Hen

Name: _____


Let's review some sight words.

FOR=RED

OUT=BLUE

THEN=GREEN

HIS=YELLOW



Let's review more sight words.

SAW=RED

WAS=GREEN



Read the following silly sentences.

Get the feed out of the pot. The feed is
for the hen. Then get the feed out of the box
for the pig.